

Agenda
Thursday, March 23, 2023
6:00 pm
Zoom ID # 883 0072 2019
Phone 1-253-215-8782

- 1) Introduction
- 2) Need for the project: dated infrastructure, increase safety for pedestrians—slow traffic and ADA compliance.
- 3) Status of the Project.
- 4) Funding breakdown and Agencies involved.
- 5) Utility rates increase description.
- 6) Communication strategies for information.
- 7) Questions and answers.
- 8) Adjourn

Tonasket Perfect Passage Information

What has been decided	What we are still deciding
<ul style="list-style-type: none"> • Stormwater System within the project limits has been updated to meet WSDOT and WA Ecology’s requirements. • Replacement of existing old watermains, water services, sanitary sewer mains and side laterals replacement – size and location. • Pedestrian lighting system and relocation of the overhead power per WSDOT requirements. • New sidewalks with ADA accessibility. • Planter size and tree locations. • Tree box to suppress root damage to pipes, pavement and sidewalks. • Parallel parking. • Stamped concrete in bulb-outs and down sidewalk along the curb. • Design vehicle for each intersection and intersection design per WSDOT requirements. • No planters as a median down the middle of the street. • Hanging basket hooks, flag holders and banner holders on each light pole. • Irrigation system to planters, trees and hanging baskets. • There will be an inclusive theme to represent each of the following: Syilx People, Latino cultures, and the majority of European descendants. • There will be art. • We have communication systems IE (Text My Gov, Facebook, updates on Facebook, Newspapers, Radio, Utility bills. 	<ul style="list-style-type: none"> • Types of trees • Planter plants – they will be perennial type plants that die back each winter, like bulbs or decorative grasses, so planter areas can be used for snow storage. • Art and art locations—what supports the theme. • Best mean and methods of public notification.

Agencies involved:

- Washington State Department of Ecology
- Department of Commerce (for both the Direct Appropriation and Block Grant)
- United States Department of Agriculture, Rural Development
- Washington State Department of Transportation
- Transportation Improvement Board



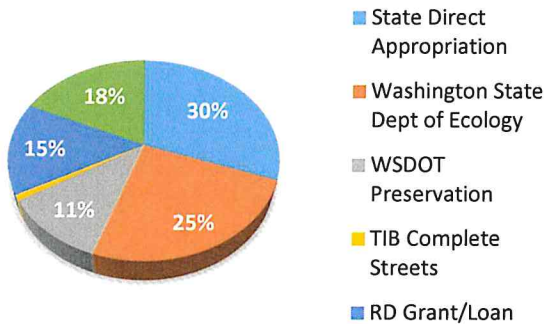
Tonasket's Perfect Passage

Funder	Grant	Loan	Total Cost	Purpose
2021-2023 State Direct Appropriation	\$1,664,040		\$1,664,040	Stormwater, Sidewalks, Aesthetics
State Department of Ecology ⁽¹⁾	\$1,149,200	\$202,800	\$1,352,000	Stormwater Improvements
State Department of Transportation: Preservation	\$600,000		\$600,000	Road
Transportation Improvement Board: Complete Streets	\$50,000		\$50,000	Aesthetics Only
Rural Development ⁽²⁾	\$404,231	\$404,231	\$808,463	Water, Sanitary Sewer, Stormwater
Community Block Development Grant	\$987,000		\$987,000	Water, Sidewalks, Road
TOTAL	\$4,852,272	\$607,031	\$5,461,503	

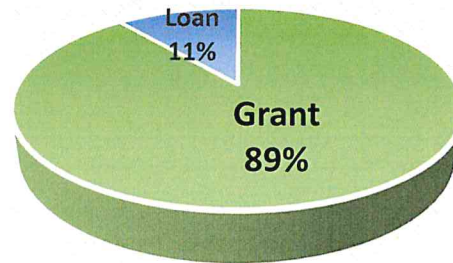
(1) Stormwater Loan will be repaid from the Stormwater Fund

(2) Assumed 50/50 Grant / Loan Funding Offer In Application Process to be repaid with Water, Sewer and Stormwater Funds

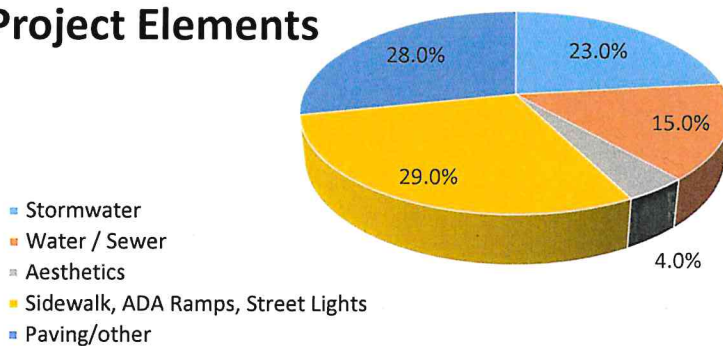
Total Cost



Grant/Loan



Project Elements



2022 Utility Rate and SDF Comparison

City	Sewer rate	Water rate for 1200 cf	Monthly Total	Sewer SDF	Water SDF
Oroville	\$36.00	\$29.10	\$65.10	\$2,593.00	\$1,483.00
Winthrop *	\$26.18	\$46.45	\$72.63	\$2,431.32	\$1,314.83
Bridgeport	\$52.75	\$34.25	\$87.00	\$1,600.00	\$1,600.00
Tonasket	\$37.03	\$57.73	\$94.76	\$292.39	\$2,898.00
Rock Island	\$67.00	\$40.00	\$107.00	\$4,000.00	\$2,500.00
Twisp**	\$59.84	\$59.60	\$119.44	\$2,500.00	\$2,500.00
Manson	\$59.50	\$60.85	\$120.35	\$7,000.00	\$7,000.00
Omak	\$83.68	\$39.33	\$123.01	\$1,500.00	\$2,500.00
Waterville	\$63.00	\$60.46	\$123.46	\$2,750.00	\$3,000.00
Pateros	\$54.34	\$70.54	\$124.88	\$1,305.88	\$1,285.49
Coulee Dam	\$72.00	\$57.10	\$129.10	\$450.00	\$450.00
Entiat	\$80.15	\$51.31	\$131.46	\$5,000.00	\$2,500.00
Soap Lake	\$74.48	\$57.92	\$132.40	\$1,500.00	\$1,500.00
Leavenworth	\$64.45	\$72.83	\$137.28	\$2,640.45	\$3,898.80
Okanogan	\$60.81	\$77.15	\$137.96	\$500.00	\$2,600.00
Brewster	\$80.82	\$67.10	\$147.92	\$5,295.23	\$4,318.79
Cashmere	\$110.35	\$46.41	\$156.76	\$2,302.00	\$3,378.00
Average	\$63.67	\$54.60	\$118.27	\$2,568.25	\$2,630.99

* No WWTP - looking major upgrades to water and sewer systems: \$10 - \$20 million.

** Midst of significant WWTP improvements and rate increases.

All utility taxes are excluded from rates